

Shop.myvestige.com





[Shop.myvestige.com](https://shop.myvestige.com)

We have replaced Veston.in with shop.myvestige.com. A shopping portal where you can buy all Vestige products.

It's quick, simple and easy to use for hassle free online shopping of Vestige products. You can check the prices of different products along with their BV and PV. Products available on shop.myvestige.com are from the following categories –

Health Care
Personal Care
Oral Care
Health Food
Agri
Home Care
Ayusante
Truman

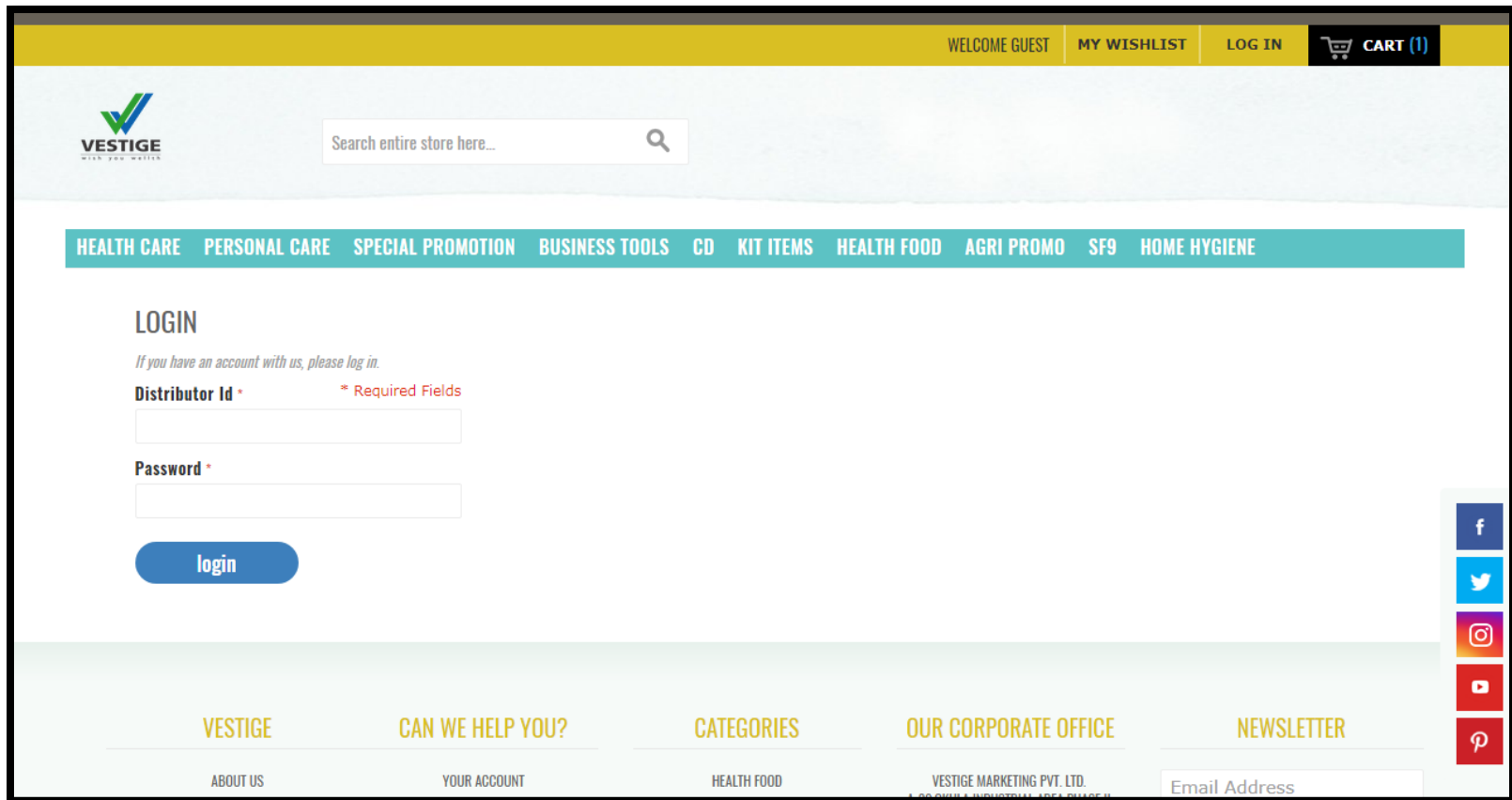
Air Purifier
Self Health Series
Mistral of Milan
Skin Formula 9
Business Tools

How To Shop

on

[Shop.myvestige.com](https://shop.myvestige.com)

Step 1 - Login with your Distributor ID



The screenshot shows the login page of the Vestige website. At the top, there is a yellow navigation bar with links for 'WELCOME GUEST', 'MY WISHLIST', 'LOG IN', and 'CART (1)'. Below this is a search bar with the placeholder text 'Search entire store here...' and a magnifying glass icon. A teal navigation bar contains various category links: 'HEALTH CARE', 'PERSONAL CARE', 'SPECIAL PROMOTION', 'BUSINESS TOOLS', 'CD', 'KIT ITEMS', 'HEALTH FOOD', 'AGRI PROMO', 'SF9', and 'HOME HYGIENE'. The main content area is titled 'LOGIN' and includes the instruction 'If you have an account with us, please log in.' Below this are two input fields: 'Distributor Id *' and 'Password *', both marked as required fields. A blue 'login' button is positioned below the password field. On the right side, there is a vertical stack of social media icons for Facebook, Twitter, Instagram, YouTube, and Pinterest. The footer contains several sections: 'VESTIGE' with a link to 'ABOUT US', 'CAN WE HELP YOU?' with a link to 'YOUR ACCOUNT', 'CATEGORIES' with a link to 'HEALTH FOOD', 'OUR CORPORATE OFFICE' with a link to 'VESTIGE MARKETING PVT. LTD.', and 'NEWSLETTER' with an input field for 'Email Address'.

WELCOME GUEST MY WISHLIST LOG IN CART (1)

VESTIGE
WITH YOU WITH US

Search entire store here...

HEALTH CARE PERSONAL CARE SPECIAL PROMOTION BUSINESS TOOLS CD KIT ITEMS HEALTH FOOD AGRI PROMO SF9 HOME HYGIENE

LOGIN

If you have an account with us, please log in.

Distributor Id * * Required Fields

Password *

login

Facebook Twitter Instagram YouTube Pinterest

VESTIGE ABOUT US

















CAN WE HELP YOU? YOUR ACCOUNT


CATEGORIES HEALTH FOOD

OUR CORPORATE OFFICE VESTIGE MARKETING PVT. LTD.

NEWSLETTER Email Address

Step 2 – Click on the add button to add the item you want to purchase in your cart

 <p>Silk Glow Blush - Sun Kissed 002</p> <p>PV : 14.25 BV : 228.00</p> <p>add  INR 380.00</p>	 <p>Silk Glow Blush - In Love 003</p> <p>PV : 14.25 BV : 228.00</p> <p>add  INR 380.00</p>	 <p>Brushes(Set Of 3)</p> <p>PV : 8.16 BV : 130.50</p> <p>add  INR 435.00</p>	 <p>Face Massage Cream 60 G</p> <p>PV : 7.31 BV : 117.00</p> <p>add  INR 195.00</p>
 <p>Mild Exfoliating Face Scrub 60 G</p> <p>PV : 8.81 BV : 141.00</p> <p>add  INR 225.00</p>	 <p>Nurture & Renew Hair Spa 150 G</p> <p>PV : 13.13 BV : 210.00</p> <p>add  INR 250.00</p>	 <p>N&R Moisture Bal. Hair Conditioner 75G</p> <p>PV : 7.13 BV : 114.00</p> <p>add  INR 100.00</p>	 <p>Dentassure Whitening Tooth Paste 90g</p> <p>PV : 4.12 BV : 66.00</p> <p>add  INR 110.00</p>











Step 3 – View your cart to check the products and their prices or add the items directly by using their item code and proceed to checkout






[HEALTH CARE](#) [PERSONAL CARE](#) [SPECIAL PROMOTION](#) [BUSINESS TOOLS](#) [CD](#) [KIT ITEMS](#) [HEALTH FOOD](#) [AGRI PROMO](#) [SF9](#) [HOME HYGIENE](#)

QUICK ADD ITEM INTO CART.

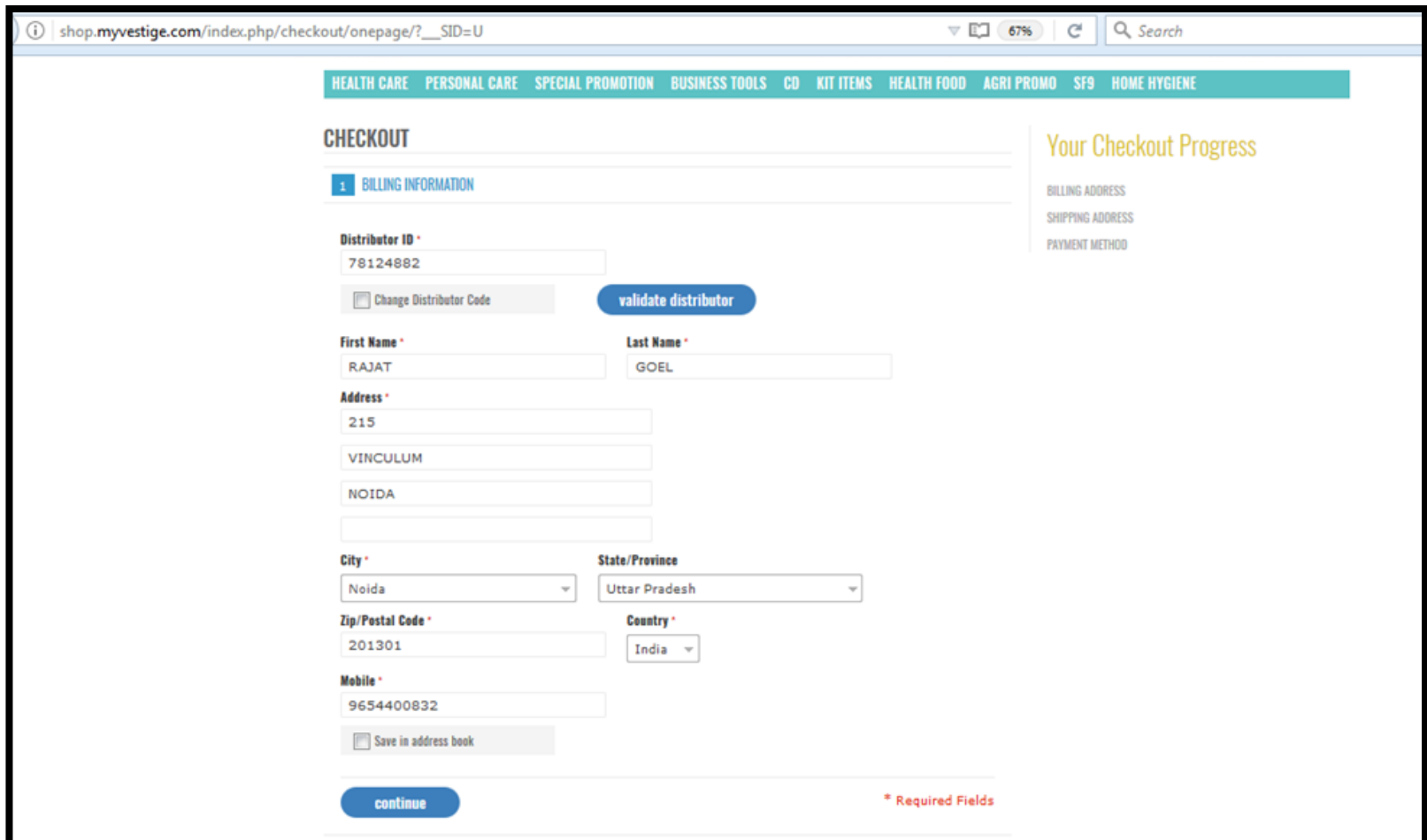
Item Code * Qty * [add to cart](#)

SHOPPING CART

PRODUCT	PRICE	QTY	SUBTOTAL		
 <p>COENZYME Q10 30 CAP <i>Item Code- 10050</i></p>	INR 787.00	<input type="text" value="1"/>	INR 787.00		<p>SUBTOTAL INR 1,867.00</p> <hr/> <p>GRAND TOTAL INR 1,867.00</p> <p>proceed to checkout</p>
 <p>FOLIC & IRON PLUS 60 CAP <i>Item Code- 10043</i></p>	INR 210.00	<input type="text" value="1"/>	INR 210.00		
 <p>LIP GLOSS - ROMANCE 002 <i>Item Code- 15202</i></p>	INR 270.00	<input type="text" value="1"/>	INR 270.00		
 <p>SHAVING CREAM 100GM</p>	INR 90.00	<input type="text" value="1"/>	INR 90.00		

Step 4 – Once you checkout, your billing information will be displayed on the screen



The screenshot shows the checkout page for Shop.myvestige.com. The browser address bar displays the URL: shop.myvestige.com/index.php/checkout/onepage/?__SID=U. The page features a navigation menu with categories: HEALTH CARE, PERSONAL CARE, SPECIAL PROMOTION, BUSINESS TOOLS, CD, KIT ITEMS, HEALTH FOOD, AGRI PROMO, SF9, and HOME HYGIENE. The main heading is "CHECKOUT". A progress indicator shows "1 BILLING INFORMATION" as the current step. On the right, a section titled "Your Checkout Progress" lists "BILLING ADDRESS", "SHIPPING ADDRESS", and "PAYMENT METHOD". The billing information form includes the following fields and controls:

- Distributor ID ***: Text input with value "78124882". Below it is a "Change Distributor Code" button and a "validate distributor" button.
- First Name ***: Text input with value "RAJAT".
- Last Name ***: Text input with value "GOEL".
- Address ***: Text input with value "215". Below it are two more text inputs with values "VINCULUM" and "NOIDA".
- City ***: Dropdown menu with value "Noida".
- State/Province**: Dropdown menu with value "Uttar Pradesh".
- Zip/Postal Code ***: Text input with value "201301".
- Country ***: Dropdown menu with value "India".
- Mobile ***: Text input with value "9654400832". Below it is a "Save in address book" button.

At the bottom of the form is a "continue" button and a red asterisk note: "* Required Fields".

Shop.myvestige.com

Step 5 – The Distributor ID mentioned in the billing information is the same ID which has been used to login to the website
If you want to place the order for your Downline, then simply check the **CHANGE DISTRIBUTOR CODE** box.



The screenshot shows a form with the following elements:

- A label "Distributor ID *" in red text.
- A text input field containing the number "78124882".
- A checkbox labeled "Change Distributor Code" which is checked.
- A blue button labeled "validate distributor".

Put the downline's distributor ID and click on **VALIDATE DISTRIBUTOR**

Step 6 – After checking the billing information click on the CONTINUE button

CHECKOUT

1 BILLING INFORMATION

Distributor ID *
78124882

Change Distributor Code validate distributor

First Name * RAJAT **Last Name *** GOEL

Address *
215
VINCULUM
NOIDA
[]

City * Noida **State/Province** Uttar Pradesh

Zip/Postal Code * 201301 **Country *** India

Mobile * 9654400832

Save in address book

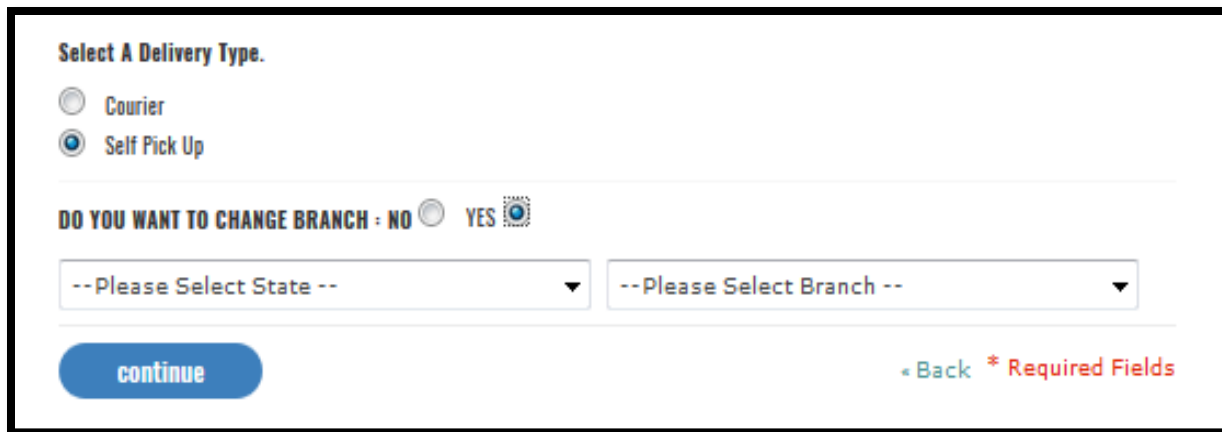
continue * Required Fields

Shop.myvestige.com

Step 7 – Then you can select Courier or Self Pick Up option according to your convenience.

If you want to get the product delivered at your home then select Courier and click CONTINUE

If you select “Self Pick Up” option, then you have to choose the branch from where you will be picking up the products and click CONTINUE



Select A Delivery Type.

Courier

Self Pick Up

DO YOU WANT TO CHANGE BRANCH : NO YES

--Please Select State --


-- Please Select Branch --

continue

[Back](#) * Required Fields

Shop.myvestige.com

Step 8 – In the next section, you can choose the type of promotion you want to apply to your order. Apply either gift voucher or bonus voucher and then click CONTINUE



3 PROMO AND VOUCHER INFORMATION

click to get promotion list

Have Gift Voucher ? apply

Have Bonus Voucher ? apply

continue [← Back](#)

It will direct you to the next section, where you can review your order and click on “AGREE TERMS AND CONDITIONS” and finally click on PLACE ORDER

Shop.myvestige.com

Step 9 – Then you will be redirected to My Logs page, where the top Log is the latest Log created for the current order placed.

HEALTH CARE
PERSONAL CARE
SPECIAL PROMOTION
BUSINESS TOOLS
CD
KIT ITEMS
HEALTH FOOD
AGRI PROMO
SF9
HOME HYGIENE

My Profile

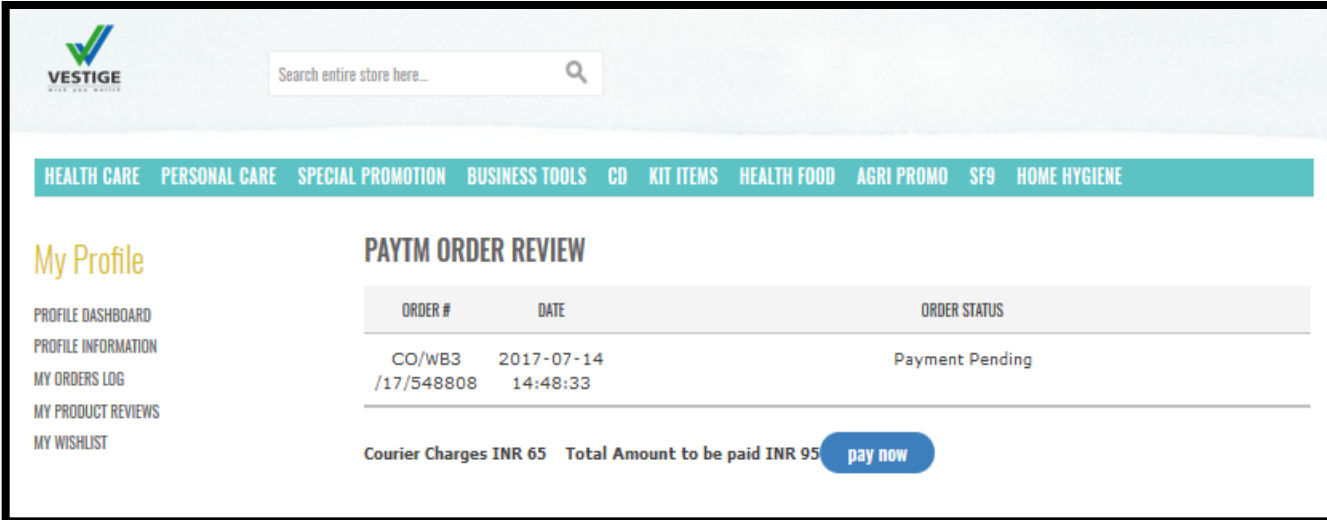
- PROFILE DASHBOARD
- PROFILE INFORMATION
- MY ORDERS LOG**
- MY PRODUCT REVIEWS
- MY WISHLIST

MY ORDER LOGS

LOG #	DATE	ORDERS	PAYMENT STATUS
LOG/DIST/17/170533	14-Jul-2017 02:48:33 PM	VIEW ORDERS	PROCEED FOR PAYMENT
LOG/DIST/17/159496	10-Jul-2017 06:07:48 PM	VIEW ORDERS	PROCEED FOR PAYMENT
LOG/DIST/17/153872	08-Jul-2017 05:13:28 PM	VIEW ORDERS	PROCEED FOR PAYMENT
LOG/DIST/17/150459	07-Jul-2017 02:15:30 PM	VIEW ORDERS	PROCEED FOR PAYMENT
LOG/DIST/17/150417	07-Jul-2017 02:02:20 PM	VIEW ORDERS	PROCEED FOR PAYMENT
LOG/DIST/17/148857	06-Jul-2017 07:01:09 PM	VIEW ORDERS	PROCEED FOR PAYMENT
LOG/DIST/17/148845	06-Jul-2017 06:56:07 PM	VIEW ORDERS	Payment Done

Shop.myvestige.com

Step 10 – To make the payment, please click on PROCEED for Payment and you will be directed to this window



VESTIGE

Search entire store here...

HEALTH CARE PERSONAL CARE SPECIAL PROMOTION BUSINESS TOOLS CD KIT ITEMS HEALTH FOOD AGRI PROMO SF9 HOME HYGIENE

My Profile

- PROFILE DASHBOARD
- PROFILE INFORMATION
- MY ORDERS LOG
- MY PRODUCT REVIEWS
- MY WISHLIST

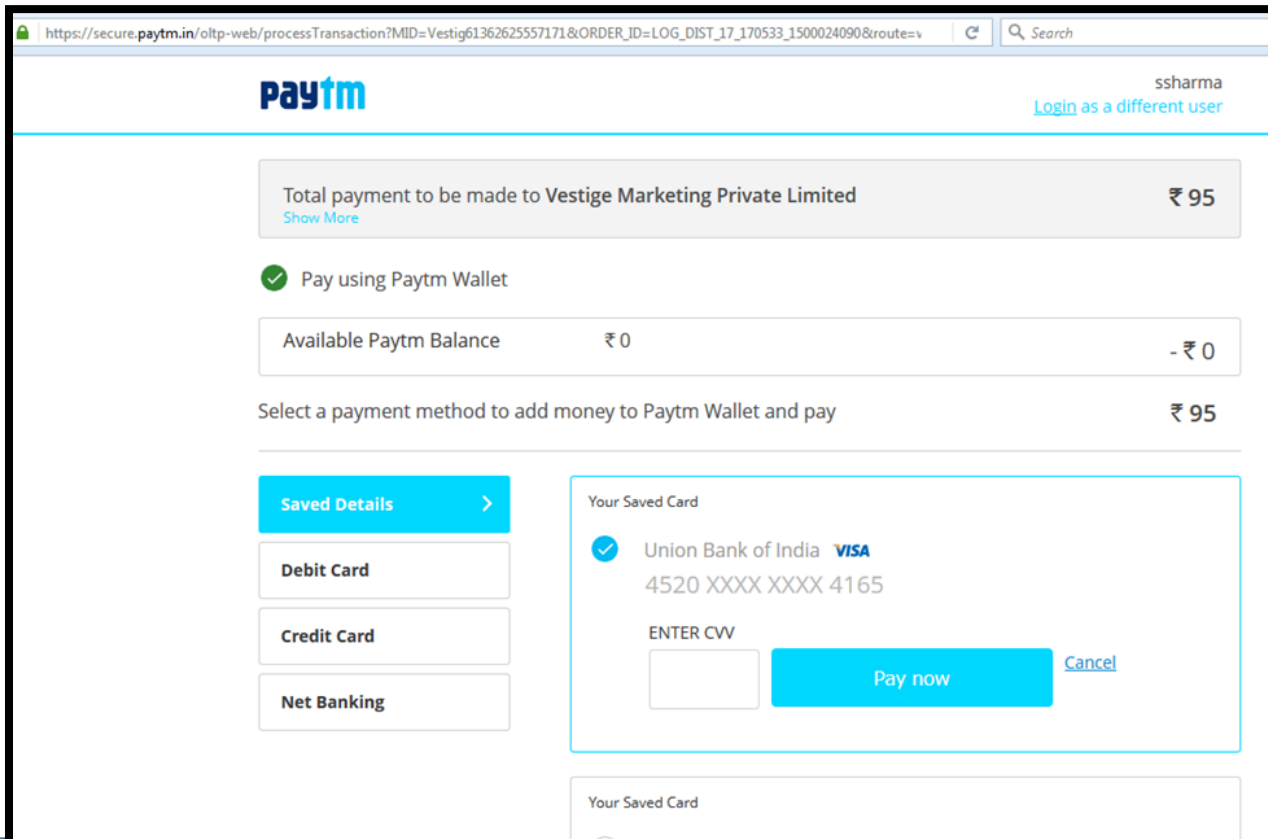
PAYM ORDER REVIEW

ORDER #	DATE	ORDER STATUS
CO/WB3 /17/548808	2017-07-14 14:48:33	Payment Pending

Courier Charges INR 65 Total Amount to be paid INR 95 [pay now](#)

Post reviewing the Courier Charges, you can click on PAY NOW to pay online

Step 11 – You will be directed to the PayTM payment Gateway (Please sign in to your PayTM account to pay through Credit Card, Debit Card or Net Banking)



The screenshot displays the Paytm payment gateway interface. At the top, the URL is https://secure.paytm.in/oltp-web/processTransaction?MID=Vestig6136262557171&ORDER_ID=LOG_DIST_17_170533_1500024090&route=v. The Paytm logo is on the left, and the user name 'ssharma' with a 'Login as a different user' link is on the right. The main content area shows a summary of the transaction: 'Total payment to be made to Vestige Marketing Private Limited' for ₹95. Below this, it indicates 'Pay using Paytm Wallet' is selected. A section for 'Available Paytm Balance' shows ₹0. A prompt asks to 'Select a payment method to add money to Paytm Wallet and pay' for ₹95. On the left, there are buttons for 'Saved Details', 'Debit Card', 'Credit Card', and 'Net Banking'. On the right, under 'Your Saved Card', a Union Bank of India VISA card is selected, showing the number 4520 XXXX XXXX 4165. There is an 'ENTER CVV' field, a 'Pay now' button, and a 'Cancel' link.

Once you pay for the order you will receive a
Confirmation message

[Shop.myvestige.com](https://shop.myvestige.com)



**Thank You
For Shopping With Us...**

[Shop.myvestige.com](https://shop.myvestige.com)